

CLASSIC



Crafts in style



HEPCO & BECKER

CLASSIC

100% MADE IN GERMANY

The CLASSIC tool case traditionally made in our factory combines all the good features of a tool case for professional use. Next a deep-drawn, high-impact ABS-Pro shell, the case is also made of an extremely stable, especially hardened aluminum frame. Especially for daily continuous use, the CLASSIC tool case is the perfect companion for electricians, plumbers or their apprentices. Perfect as universal tool case with various tool boards and inserts, or as empty cases for transporting devices.





High-quality components

- High-quality die-cast metal locks, lockable
- Extremely stable, specially hardened aluminium frame
- Three riveted metal-hinges



Solid workmanship

- Handle and locks fixed with screws
- Extra-large plastic-protection for the frame
- Plastic feet
- Extra-strong lid-holders
- Frame and case shell multiple mechanical riveted



Airworthy and shatterproof

- Extremely strong ABS-PRO-shell
- Airworthy
- Extra-large plastic-protection
- 4 metal spacers on underside for protection the case tray against scratching
- Durability-tested with 35 kg

CLASSIC 5110/5111/5112/5113



Choose your desired size

↑
140 - 240mm
↓



CLASSIC



Available in 4 sizes with identical features - see following double page

4768

Bottom tray with partition system
Cover plate with 11 Push-in compartments and 5
Elastic bands

4766

Front side
11 Push-in compartments
6 Elastic bands
Rear side
33 Elastic bands

5180

Document plate DIN A 4 with
6 Push-in compartments for writing utensils,
Business cards etc.



Material
ABS-PRO



Load capacity
up to 35kg



Customs tariff
4202 12 50

CLASSIC 5110/5111/5112/5113



140mm



160mm

CLASSIC 5110

Item-no. 00 5110 1919

- 4768 Bottom tray with partition system
Cover plate with 11 Push-in compartments
and 5 Elastic bands
- 4766 Front side: 11 Push-in compartments, 6 Elastic bands
Rear side: 33 Elastic bands
- 5180 Document plate DIN A 4

CLASSIC 5111

Item-no. 00 5111 1919

- 4768 Bottom tray with partition system
Cover plate with 11 Push-in compartments
and 5 Elastic bands
- 4766 Front side: 11 Push-in compartments, 6 Elastic bands
Rear side: 33 Elastic bands
- 5180 Document plate DIN A 4

MM	External dimension	Inner dimension	KG	Weight		Usable volumen
	490 x 160 x 370	460 x 140 x 310		4,9		20 Litres

MM	External dimension	Inner dimension	KG	Weight		Usable volumen
	490 x 180 x 370	460 x 160 x 310		5,1		23 Litres

CLASSIC



180mm



240mm

Room for another bag,
e.g. Polytex zipper folder

CLASSIC 5112

Item-no. **00 5112 1919**

- 4768 Bottom tray with partition system
Cover plate with 11 Push-in compartments
and 5 Elastic bands
- 4766 Front side: 11 Push-in compartments, 6 Elastic bands
Rear side: 33 Elastic bands
- 5180 Document plate DIN A 4

CLASSIC 5113

Item-no. **00 5113 1919**

- 4768 Bottom tray with partition system
Cover plate with 11 Push-in compartments
and 5 Elastic bands
- 4766 Front side: 11 Push-in compartments, 6 Elastic bands
Rear side: 33 Elastic bands
- 5180 Document plate DIN A 4

MM	External dimension	Inner dimension	KG	Weight	Usable volumen
	490 x 200 x 370	460 x 180 x 310		5,2	26 Litres

MM	External dimension	Inner dimension	KG	Weight	Usable volumen
	490 x 260 x 370	460 x 240 x 310		5,9	34 Litres

CLASSIC 5114 / WING 4901



NEW 2019

CLASSIC 5114 / WING 4901

SET incl. WING 4901



CLASSIC 5114

Item-no. **00 5114 1919**

4768
Bottom tray with partition system
Cover plate with 11 Push-in compartments and 5 Elastic bands

WING 4901
45 insertion options
Depth of 74mm
- also for tools with wide handle
Riveted strap as handle for easy handling
extraction

5180
Document plate DIN A 4 with
6 Push-in compartments for writing
utensils, Business cards etc.



External dimension
490 x 200 x 370



Inner dimension
460 x 180 x 310



Weight
7,7



Material
ABS



Usable volumen
26 Litres

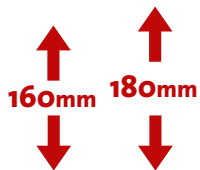


Load capacity
up to 25 kg



Customs tariff
4202 12 50

CLASSIC 5121/5122



Size makes all the difference

CLASSIC 5121/5122



CLASSIC 5121 Item-no. 10 5121 8019

4768
Bottom tray with partition system
Cover plate with 11 Push-in compartments and 5
Elastic bands

CLASSIC 5122 Item-no. 10 5122 8019

5164
Front side
9 Push-in compartments, Snap pocket
10 Elastic bands
Rear side
1 Document compartment A4

4766
Front side
11 Push-in compartments
6 Elastic bands
Rear side
33 Elastic bands


5180
Document plate DIN A 4 with
6 Push-in compartments for writing
utensils, Business cards etc.


MM External dimension
490 x 180/200 x 370


MM Inner dimension
460 x 160/180 x 360

KG Weight
6,2/6,3

 Material
ABS-PRO

 Usable volumen
23/26 Litres

 Load capacity
up to 35 kg

 Customs tariff
4202 12 50

CLASSIC 5182



CLASSIC 5182



CLASSIC 5182 Item-no. 00 5182 8019

5368
Bottom tray with partition system
Cover plate with 11 Push-in compartments and
5 Elastic bands

5366
Front side
11 Push-in compartments, 6 Elastic bands
Rear side
33 Elastic bands


5380
Document plate DIN A 4
with 6 Push-in compartments for
Writing utensils, business cards, etc.


MM External dimension
510 x 220 x 430

MM Inner dimension
470 x 200 x 360

KG Weight
6,2

 Material
ABS-PRO

 Usable volumen
34 Litres

 Load capacity
up to 35 kg

 Customs tariff
4202 12 50

CLASSIC EMPTY CASES



↑
140 - 240mm
↓



CLASSIC 5110 Item-no. 20 5110 1919

MM	External dimension	Inner dimension	KG	Weight		Usable volumen
	490 x 160 x 370	460 x 140 x 310		2,1		20 Litres

CLASSIC 5111 Item-no. 20 5111 1919

MM	External dimension	Inner dimension	KG	Weight		Usable volumen
	490 x 180 x 370	460 x 160 x 310		2,3		23 Litres

CLASSIC 5112 Item-no. 20 5112 1919

MM	External dimension	Inner dimension	KG	Weight		Usable volumen
	490 x 200 x 370	460 x 180 x 310		2,4		26 Litres

CLASSIC 5113 Item-no. 20 5113 1919

MM	External dimension	Inner dimension	KG	Weight		Usable volumen
	490 x 260 x 370	460 x 240 x 310		2,9		34 Litres

CLASSIC 5182 Item-no. 20 5182 1919

MM	External dimension	Inner dimension	KG	Weight		Usable volumen
	510 x 220 x 430	470 x 200 x 360		3,2		34 Litres

CLASSIC EMPTY CASES



Empty cases as base for own equipment wishes. Assembly with different tool plates from our assortment possible or filling with PU cube foam: Easy removal of foam cubes and fixing of sensitive parts such as e.g. measuring devices or machines



Milling foam inserts on request

Examples from our assortment of tool boards.

For a complete OVERVIEW, see our catalogue or on the website



Empty cases as base for own equipment wishes. In the lower shell our bottom tray can be used. In the trunk lid can thanks the existing swivel various tool plates from our range integrated. Bottom tray must be fastened in-house (glue, rivet, screw)



CLASSIC SPARE PARTS



Handle
90 4000 0008 1 Piece



Lock
90 4000 0009 1 Piece



Hinge
90 4000 0014 1 Set



Flap big
90 4000 0048 1 Piece



Lid holder
90 4000 0011 1 Set

CLASSIC OVERVIEW	00 5110 8019	00 5111 8019	00 5112 8019	00 5113 8019	10 5121 8019	10 5122 8019	00 5182 8019	20 5110 1919	20 5111 1919	20 5112 1919	20 5113 1919	20 5182 1919			
Doc. compartment	●	●	●	●	●	●	●								
Tool plate 1	●	●	●	●	●	●	●								
Tool plate 2					●	●									
Cover plate	●	●	●	●	●	●	●								
Tray insert	●	●	●	●	●	●	●								
Foam filling															
Trolley integrated															
Trolley removable															
Combination lock															
TSA locks															
140er Height	●							●							
160er Height		●			●				●						
180er Height			●			●				●					
200er Height							●					●			
220er Height															
240er Height				●							●				
XL Format							●					●			

HEPCO & BECKER GMBH
An der Steinmauer 6
D-66955 Pirmasens
Fax: 06331 1453 220
www.hepco-becker.de



**Orders, questions,
wishes and suggestions:
Tel: +49 6331 1453 200
info@hepco-becker.de**

Subject to technical development and modifications. Delivery without tools.
We do not assume any liability for printing errors. The technical specifications,
scope of delivery, appearance and dimensions correspond to the knowledge
available at the time of printing. 05/2019.



HEPCO & BECKER