

WING



Easy to take away

HEPCO & BECKER



WING

Foldable tool boards with carrying handle for holding tools of all kinds for different purposes.

The wings can be used alone, for insertion or installation in some of our suitcase models.

Due to their nature and the good clarity, a quick access to the tools is guaranteed. The wings are made of PP plates.

These are doubled and riveted with metal hinges.

On the boards are sewn over 40 bags in different sizes of plastic fabric.

At the edges of the boards are edged with a sturdy plastic band.



For different
case models



WING 4901/4902



Quick release with latch



Metal hinges and practical layout with more than 40 compartments on 6 pages



Riveted carrying strap



Easy to take away

WING 4901

The model WING 4901 equipped with 45 plug-in options can be filled with tools and used directly. With an inner depth of 74mm, even tools with a wide grip can be easily used. It is also possible this special panel in a suitcase model z. B. 00 5610 8019, or insert a box. This makes this WING a true all-rounder in tool storage. Use the transport system when working on the construction site or in the workshop. Flexible and fast access to the right tool. Just take your small workshop to every job site.



WING 4901




Wing 4901 Item-no. **30 4901 8019**




MM Dimensions outside
460/850 x 310 x 100

KG Weight
2,0

 Material
PP, black

 Load capacity
up to 12kg

 Custom tariff
4202 12 50

WING 4902

The model WING 4902 equipped with 58 plug-in options can be filled with tools and used directly. With an inner depth of 74mm, even tools with a wide grip can be easily used. It is also possible this special panel in a suitcase model z. B. 00 5620 8019, or insert a box. This makes this WING a true all-rounder in tool storage. Use the transport system when working on the construction site or in the workshop. Flexible and fast access to the right tool. Just take your small workshop to every job site.



WING 4902




Wing 4902 Item-no. 30 4902 8019




MM Dimensions outside
470/880 x 360 x 100

KG Weight
2,2

 Material
PP, black

 Load capacity
up to 15kg

 Custom tariff
4202 12 50

SOLID 5615 / WING 4901 SET



SOLID 5615 / WING 4901

SET incl. WING 4901



The model WING 4901 equipped with 45 plug-in options can be filled with tools and used directly. This makes this WING a true all-rounder in tool storage. Use the transport system when working on the construction site or in the workshop. Flexible and fast access to the right tool. Just take your small workshop to every job site.

SOLID 5615 Item-no. 00 5615 8019

Upper part for fixing filled with nap foam

Removable Wing 4901 as tool carrier

Lower part filled with cube foam for individual adjustment





MM External dimension
465 x 360 x 175

MM Inner dimension
425 x 290 x 150

KG Weight
5,5

 Material
PP

 Usable volume
18 Litres

 Load capacity
up to 35 kg

 Customs tariff
4202 12 50

CLASSIC 5114 / WING 4901 SET



NEW 2019

CLASSIC 5114 / WING 4901



SET incl. WING 4901



CLASSIC 5114

Item-no. **00 5114 1919**

4768
ABS-bottom tray with 1 divider lengthwise and 3 dividers crosswise incl. cover plate with 5 elastic bands and 11 push-in compartments on the top


WING 4901
45 plug-in options
Inner depth of 74mm
- also for tools with a wide grip
Riveted band as handle for easy removal


5180
Document plate DIN A 4


MM External dimension
490 x 200 x 370


MM Inner dimension
460 x 180 x 310

KG Weight
7,7

 Material
ABS

 Usable volume
26 Litres

 Load capacity
up to 25 kg

 Customs tariff
4202 12 50

BUDGET 5076 / WING 4902 SET



Mit abnehmbarem Rollensystem



NEW 2019



BUDGET 5076 / WING 4902

SET incl. WING 4902



BUDGET 5076 Item-no. 00 5076 8019

5368
ABS-bottom tray with 1 divider lengthwise and 3 dividers crosswise incl. cover plate with 5 elastic bands and 11 push-in compartments on the top

WING 4902
58 plug-in options
Inner depth of 74mm
- also for tools with a wide grip
Riveted band as handle for easy removal


5381
Document plate with 6 compartments for writing implements, business cards etc.


MM External dimension
510 x 240 x 430


MM Inner dimension
470 x 220 x 360

KG Weight
9,5

 Material
ABS

 Usable volume
37 Litres

 Load capacity
up to 25 kg

 Customs tariff
4202 12 50

HEPCO & BECKER GMBH
An der Steinmauer 6
D-66955 Pirmasens
Fax: +49 6331 1453 220
www.hepco-becker.de



**Orders, questions,
wishes and suggestions:
Tel: +49 6331 1453 200
info@hepco-becker.de**

We do not assume any liability for printing errors. The technical specifications, scope of delivery, appearance and dimensions correspond to the knowledge available at the time of printing. 05/2019.



HEPCO & BECKER